


PSA

PASSIVE SYSTEM ALLIANCE

SILITECH TECHNOLOGY CORPORATION



Silitech Technology Corp.(3311)


2023 Investor Conference

2022/11/29

Safe Harbor Notice


- Silitech's statements of its current expectations are forward-looking statements which are subject to known and unknown risks, uncertainties and other factors which may cause the actual operation performance, financial condition or results of Silitech to be materially different from what may be implied by such forward-looking statements.
- Silitech undertakes no obligation to update these forecasts and forward-looking statements for new events or circumstance in the such date that subsequence occurred.
- The statements about historical matters may contain unaudited information, which may have certain insufficiency or weak point so as not to fairly present financial condition or operation result of Silitech.

3Q23 Results

In NT Millions	Q3'23	Q2'23	3Q QoQ	Q3'22	3Q YoY
	Amount	Amount	%	Amount	%
Net Sales	569	506	12.3	531	7.1
Gross Profit	90	82	9.1	93	-3.9
Operating Profit	26	21	25.3	35	-25.3
Other Income(Expense)	22	31	-29.9	9	140.6
Profit Before Tax	47	52	-7.8	44	8.9
Profit After Tax	35	38	-5.8	34	5.8
EPS	0.52	0.55		0.49	
					
GP %	15.8%	16.2%	-0.5ppts	17.6%	-1.8ppts
OP %	4.5%	4.1%	0.5ppts	6.5%	-2.0ppts
PAT %	6.2%	7.4%	-1.2ppts	6.3%	-0.1ppts

Shares : 68m shares

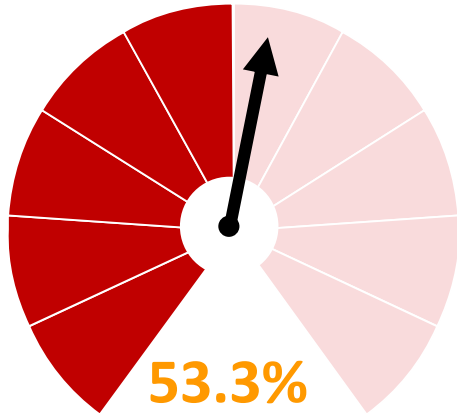
9M23 Results

In NT Millions	9M23	9M22	YoY
	Amount	Amount	%
Net Sales	1,541	1,549	-0.5
Gross Profit	249	259	-3.7
Operating Profit	63	86	-26.0
Other Income(Expense)	65	28	130.9
Profit Before Tax	128	113	12.7
Profit After Tax	92	85	8.1
EPS	1.35	1.25	
 GP %	16.2%	16.7%	-0.5ppts
OP %	4.1%	5.5%	-1.4ppts
PAT %	6.0%	5.5%	0.5ppts

Shares : 68m shares

3Q23 Revenue By Products

Q3 2023

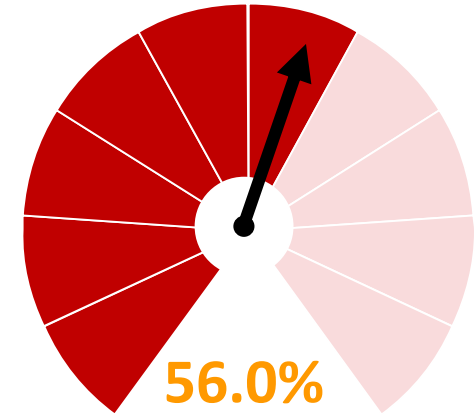


Automotive Components

Automotive Components

- Automotive interior components
- Automotive interior glass
- New technologies for automotive interior components

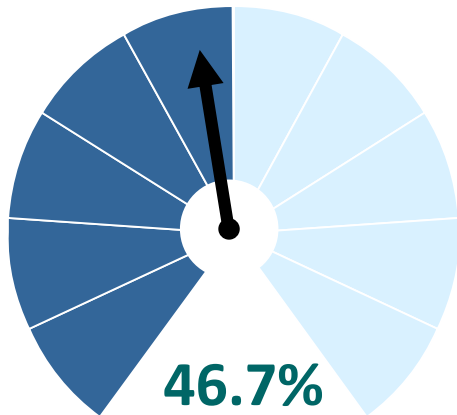
Q2 2023



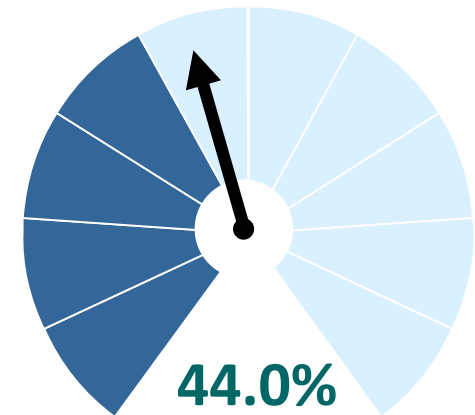
Automotive Components

Mechanical Integration

- Wearable device
- Smart locks module
- Gaming console products
- Netcom optics component
- Other Modules and Mechanical components



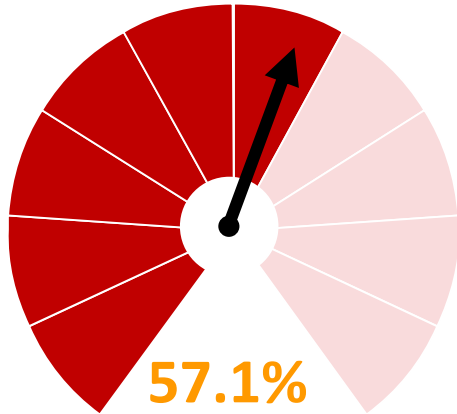
Mechanical Integration



Mechanical Integration

9M23 Revenue By Products

9M 2023

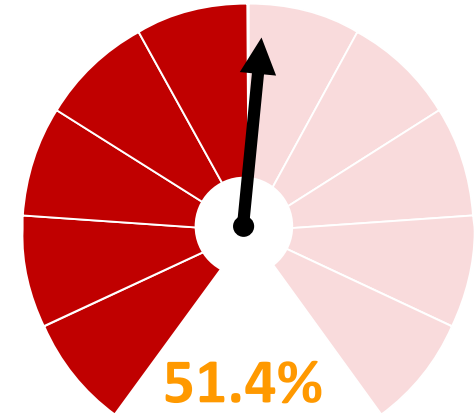


Automotive Components

Automotive Components

- Automotive interior components
- Automotive interior glass
- New technologies for automotive interior components

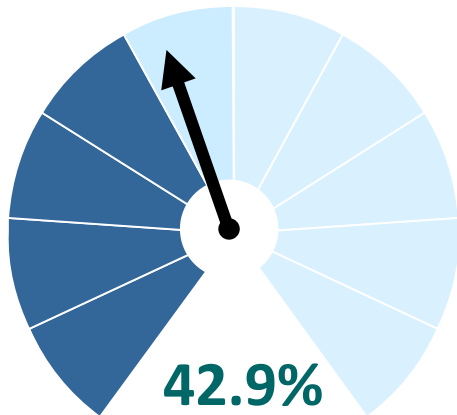
9M 2022



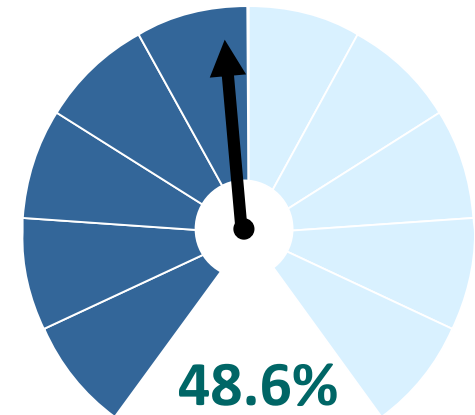
Automotive Components

Mechanical Integration

- Wearable device
- Smart locks module
- Gaming console products
- Netcom optics component
- Other Modules and Mechanical components



Mechanical Integration



Mechanical Integration

Balance Sheet and Key Indices

In NT Millions	Sep 30, 2023		Jun 30, 2023		Sep 30, 2022	
	Amount	%	Amount	%	Amount	%
ASSETS						
Cash and cash equivalents	605	18	804	25	1,595	48
Trade receivables, net	533	16	459	14	465	14
Inventories, net	295	9	241	7	289	9
Financial assets-FVPL, FVOCI and AC	1,384	41	1,237	38	406	12
PP&E	395	12	320	10	348	11
Other assets	195	6	187	6	208	6
TOTAL ASSETS	3,406	100	3,247	100	3,311	100
LIABILITIES AND EQUITY						
Total current liabilities	677	20	603	19	652	20
Total non-current liabilities	71	2	68	2	83	2
TOTAL LIABILITIES	748	22	672	21	735	22
TOTAL EQUITY	2,658	78	2,575	79	2,576	78
Banking net(liabilities) deposits	1,933	57	2,014	62	1,972	60

Key Indices

Current Ratio (x)	2.3	2.8	3.7
Quick Ratio (x)	1.8	2.3	3.2
A/R Turn days	85	82	77
Inventory Turn Days	58	55	56

Thank you

www.silitech.com

本資料均屬機密，僅供指定之收件人使用，未經寄件人許可不得揭露、複製或散佈本信件。

This message and any attachments are confidential and may be legally privileged. Any unauthorized review, use or distribution by anyone other than the intended recipient is strictly prohibited. If you are not the intended recipient, please immediately notify the sender, completely delete this documents, and destroy all copies. Your cooperation will be highly appreciated.