

2020 Investors Conference Silitech Technology Corp.

2020/12/15

Safe Harbor Notice

- Silitech's statements of its current expectations are forward-looking statements which are subject to significant risks and uncertainties. Actual results may differ materially from those contained in any forward- looking statements.
- The financial numbers hereby are based on International Financial Reporting Standards (IFRSs)

3Q20 Results

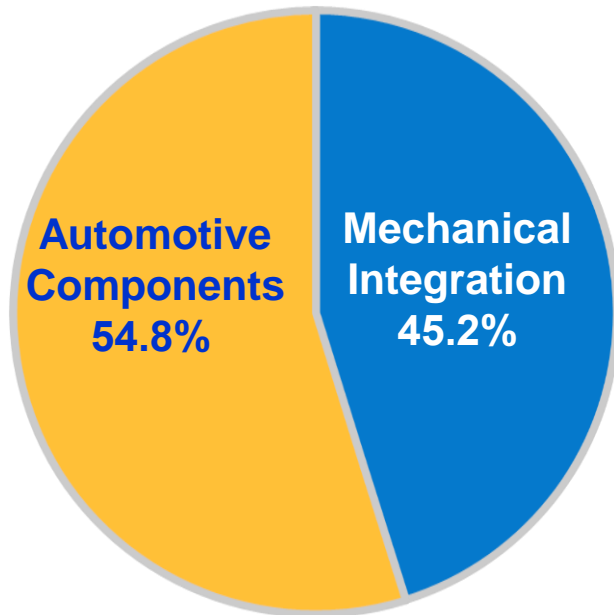
In NT Millions	3Q20		2Q20		QoQ	3Q19		YoY
	Amount	%	Amount	%	%	Amount	%	%
Net Sales	452	100	315	100	43	652	100	(31)
COGS	360	79	286	91	26	545	84	(34)
Gross Profit	92	21	30	9	210	107	16	(14)
Operating Expense	77	17	79	25	(3)	105	16	(27)
Operating Gain(Loss)	15	4	(49)	(16)	131	2	-	636
Other Income / Expense	5	1	38	12	(87)	22	3	(77)
Profit(Loss) Before Tax	20	5	(12)	(4)	275	24	3	(14)
Income Tax Expense	7	2	(3)	(1)	330	7	1	(4)
Profit(Loss) After Tax	13	3	(9)	(3)	254	16	2	(18)
EPS	0.22		(0.14)			0.18		
Shares : (mm shares)	60		60			92		

9M20 Results

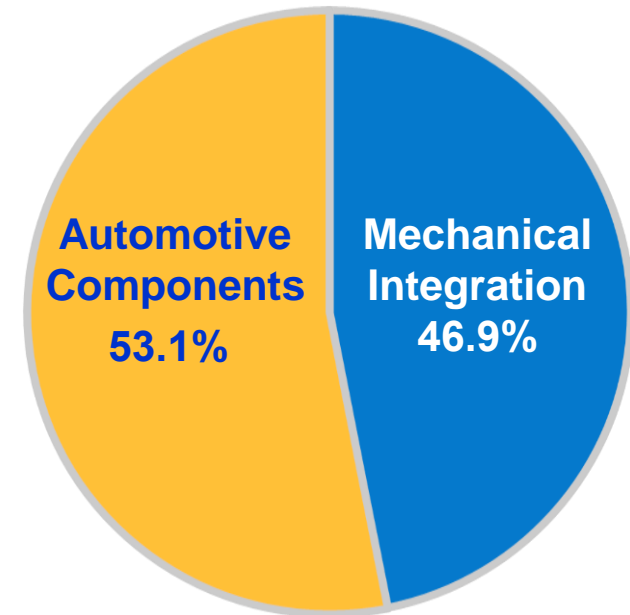
In NT Millions	9M20		9M19		YoY
	Amount	%	Amount	%	%
Net Sales	1,206	100	1,714	100	(30)
COGS	1,127	93	1,473	86	(24)
Gross Profit	79	7	240	14	(67)
Operating Expense	289	24	335	19	(14)
Operating Loss	(210)	(17)	(94)	(5)	(122)
Other Income / Expense	(142)	(12)	76	4	(287)
Loss Before Tax	(351)	(29)	(19)	(1)	(1763)
Income Tax Expense	45	4	22	2	108
Loss After Tax	(396)	(33)	(41)	(3)	(877)
EPS	(6.60)		(0.27)		
Shares : (mm shares)	60		150		

3Q20 Revenue By Products

3Q20



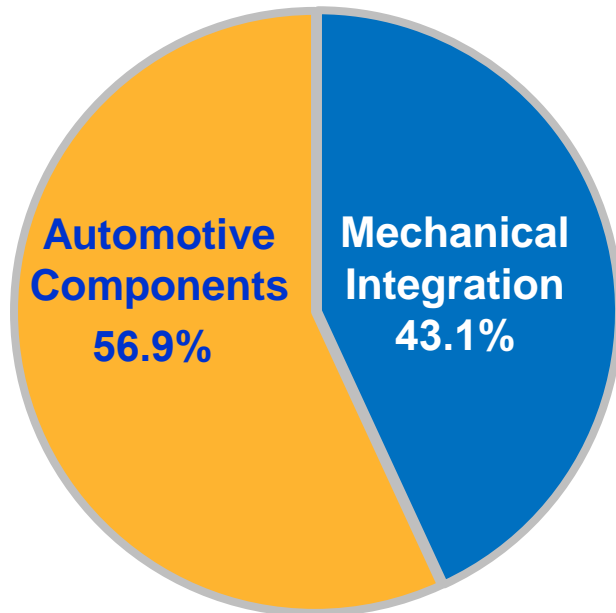
2Q20



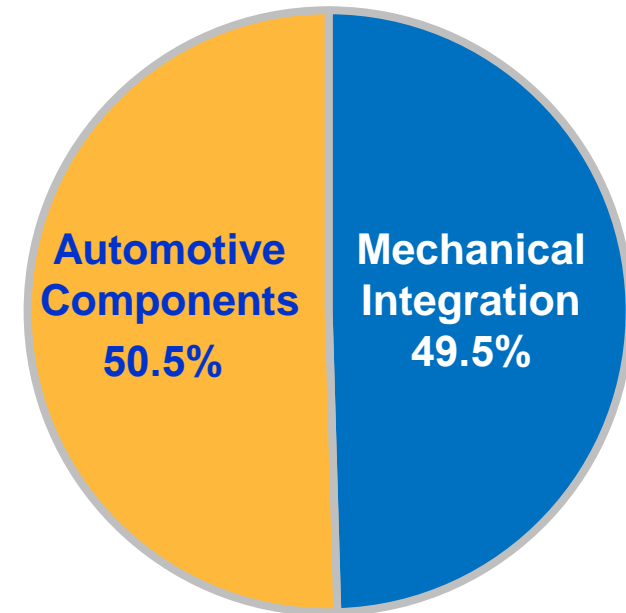
Mechanical Integration	Mobile phone buttons, Gaming console products, Smart locks module, Netcom optics component, Wearable device, Other Modules and Mechanical components
Automotive Components	Automotive interior components, Automotive interior glass, New technologies for automotive interior components.

9M20 Revenue By Products

9M20



9M19



Mechanical Integration	Mobile phone buttons, Gaming console products, Smart locks module, Netcom optics component, Wearable device, Other Modules and Mechanical components
Automotive Components	Automotive interior components, Automotive interior glass, New technologies for automotive interior components.

Other Income / Other Expense

In NT Millions	3Q20	9M20
Interest Income	4.4	18.8
FX	(0.1)	4.6
Losses on PP&E Impairment	-	(198.1)
Others	0.6	33.2
Total OIOE	4.9	(141.5)

Balance Sheet and Key Indices

In NT Millions	Sep 30, 2020		Jun 30, 2020		Sep 30, 2019	
	Amount	%	Amount	%	Amount	%
Assets						
Cash & Restricted Bank Deposits	1,721	63	1,771	65	1,853	54
Accounts Receivable	366	14	297	11	577	17
Inventories	167	6	172	7	165	5
Current Assets	2,339	86	2,330	86	2,699	79
Total Assets	2,730	100	2,721	100	3,407	100
Liabilities and Equity						
Accounts Payable	234	9	185	7	341	10
Current Liabilities	538	20	540	20	737	22
Total Liabilities	648	24	649	24	859	25
Total Stockholders' Equity	2,082	76	2,072	76	2,548	75

Key Indices

Current Ratio (x)	4.35	4.31	3.66
Quick Ratio (x)	3.95	3.89	3.36
Net Cash	1,721	1,771	1,853
A/R Turn days	92	90	88
Inventory Turn Days	42	42	33

Thank You