

PSA

PASSIVE SYSTEM ALLIANCE

SILITECH TECHNOLOGY CORPORATION

Silitech Technology Corp.(3311)

2024 Investor Conference

2024/12/16

Safe Harbor Notice

- Silitech's statements of its current expectations are forward-looking statements which are subject to known and unknown risks, uncertainties and other factors which may cause the actual operation performance, financial condition or results of Silitech to be materially different from what may be implied by such forward-looking statements.
- Silitech undertakes no obligation to update these forecasts and forward-looking statements for new events or circumstance in the such date that subsequence occurred.
- The statements about historical matters may contain unaudited information, which may have certain insufficiency or weak point so as not to fairly present financial condition or operation result of Silitech.

3Q24 Results

In NT Millions	Q3'24	Q2'24	3Q QoQ	Q3'23	3Q YoY
	Amount	Amount	%	Amount	%
Net Sales	650	593	9.6	569	14.3
Gross Profit	59	80	(27.2)	90	(34.7)
Operating Profit(Loss)	(21)	16	(229.4)	26	(180.3)
Other Income(Expense)	(9)	23	(137.6)	22	(139.5)
Profit(Loss) Before Tax	(29)	39	(175.6)	47	(161.7)
Profit(Loss) After Tax	(37)	27	(238.3)	35	(205.7)
EPS	(0.55)	0.40		0.52	
GP %	9.0%	13.6%	-4.6ppts	15.8%	-6.8ppts
OP %	-3.2%	2.7%	-5.9ppts	4.5%	-7.7ppts
PAT %	-5.8%	4.6%	-10.3ppts	6.2%	-12.0ppts

Shares : 68m shares

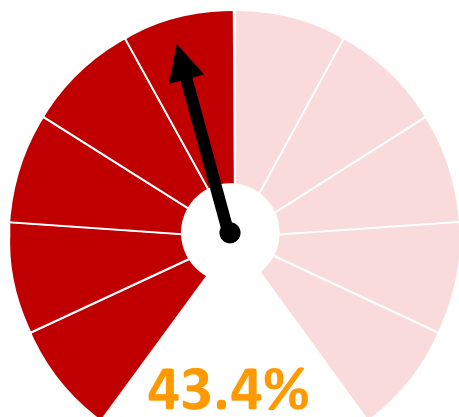
9M24 Results

In NT Millions	9M24	9M23	YoY
	Amount	Amount	%
Net Sales	1,775	1,541	15.2
Gross Profit	211	249	(15.4)
Operating Profit	6	63	(89.8)
Other Income(Expense)	39	65	(40.0)
Profit Before Tax	45	128	(64.6)
Profit After Tax	12	92	(86.5)
EPS	0.18	1.35	
GP %	11.9%	16.2%	-4.3ppts
OP %	0.5%	4.1%	-3.6ppts
PAT %	0.7%	6.0%	-5.3ppts

Shares : 68m shares

3Q24 Revenue By Products

Q3 2024



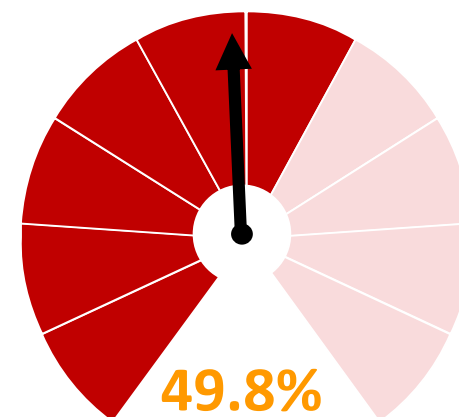
Automotive Components

汽車零組件

Automotive interior components

Automotive interior glass

Q2 2024



Automotive Components

機構整合元件

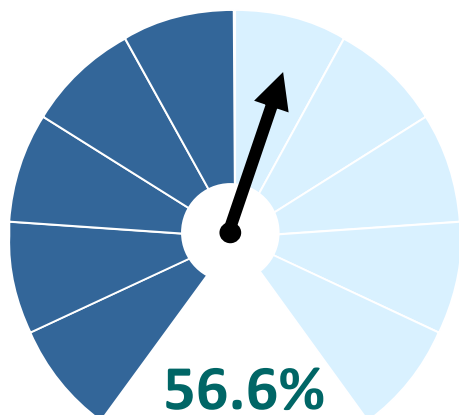
Wearable device

Smart locks module

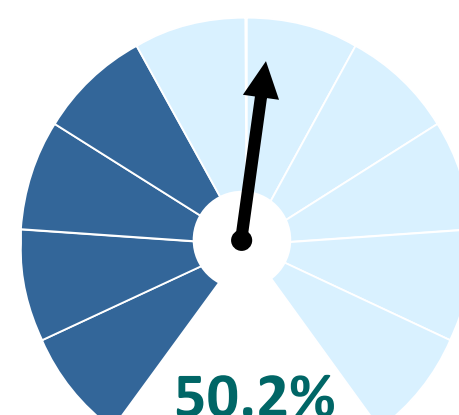
Smart locks module

Netcom optics component

Other Modules and Mechanical components



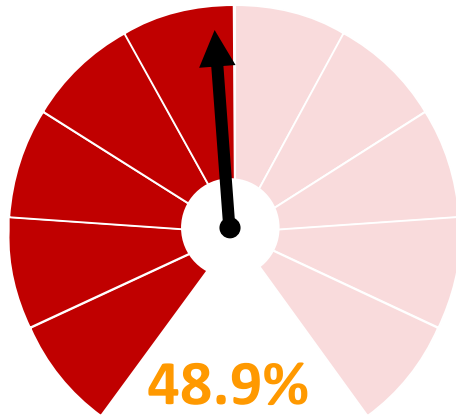
Mechanical Integration



Mechanical Integration



9M24 Revenue By Products

9M 2024

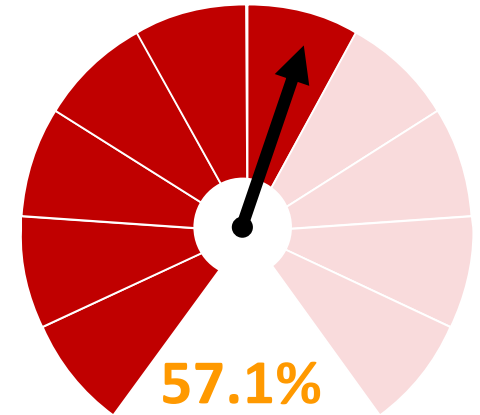


48.9%
Automotive
Components

汽車零組件






-  Automotive interior components
-  Automotive interior glass

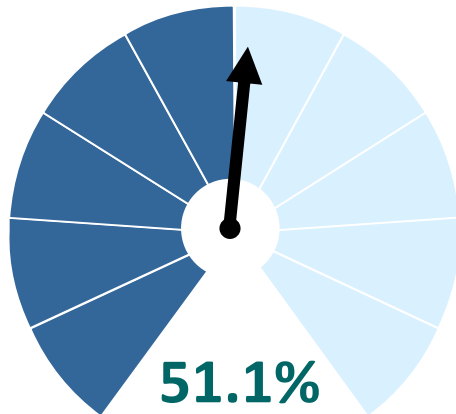
9M 2023



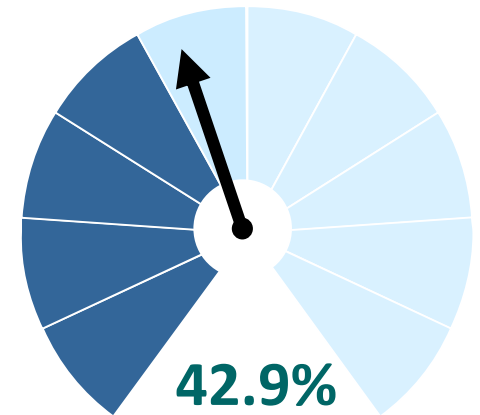
57.1%
Automotive
Components

機構整合元件

-  Wearable device
-  Smart locks module
-  Smart locks module
-  Netcom optics component
-  Other Modules and Mechanical components



51.1%
Mechanical
Integration



42.9%
Mechanical
Integration

Balance Sheet and Key Indices

In NT Millions	Sep 30, 2024		Jun 30, 2024		Sep 30, 2023	
	Amount	%	Amount	%	Amount	%
ASSETS						
Cash and cash equivalents	803	22	734	21	605	18
Trade receivables, net	515	14	503	14	533	16
Inventories, net	277	8	289	8	295	9
Financial assets-FVPL, FVOCI and AC	1,316	36	1,354	38	1,384	40
PP&E	430	12	396	11	395	12
Other assets	284	8	303	8	195	5
TOTAL ASSETS	3,624	100	3,578	100	3,406	100
LIABILITIES AND EQUITY						
Total current liabilities	832	23	805	22	677	20
Total non-current liabilities	110	3	113	3	71	2
TOTAL LIABILITIES	942	26	918	26	748	22
TOTAL EQUITY	2,682	74	2,660	74	2,658	78
Banking net(liabilities) deposits	2,027	56	1,997	56	1,933	57

Key Indices

Current Ratio (x)	2.1	2.1	2.3
Quick Ratio (x)	1.7	1.6	1.8
A/R Turn days	77	79	85
Inventory Turn Days	48	53	58

Thank you

www.silitech.com

本資料均屬機密，僅供指定之收件人使用，未經寄件人許可不得揭露、複製或散佈本信件。

This message and any attachments are confidential and may be legally privileged. Any unauthorized review, use or distribution by anyone other than the intended recipient is strictly prohibited. If you are not the intended recipient, please immediately notify the sender, completely delete this documents, and destroy all copies. Your cooperation will be highly appreciated.